



MINISTÈRE
DE LA TRANSITION
ÉCOLOGIQUE,
DE LA BIODIVERSITÉ,
DE LA FORÊT, DE LA MER
ET DE LA PÊCHE

*Liberté
Égalité
Fraternité*

Forest fires and wildfires



**« RISK TOOLBOX » WORKSHOP
GAME BOOKLET**

YOUR MISSION, IF YOU SHOULD ACCEPT IT:

- Step 1: open the Risk Toolbox
- Step 2: find the 12 good practices to avoid forest fires and protect ourselves
- Step 3: write down the good practices you find in the game booklet

HOW CAN FIRE BE CAUSED BY A SPARK OR A CIGARETTE BUTT?

In France, the signs of global warming can be seen in the form of more frequent and more intense heatwaves, and changes in the rainfall pattern which can lead to more significant periods of drought.

The vegetation is increasingly dry and vulnerable to fire. The slightest spark or ember can start a fire. A cigarette butt that is still smouldering or a spark generated by tools or fireworks can set light to grass and undergrowth. The fire quickly gains in intensity and spreads. The speed a fire spread depends on several factors (type of soil, type of vegetation, nature of the terrain, etc.). On average, flames can cover a kilometre in less than 10 minutes, which is when a fire is considered out of control, spreading to forests, housing, etc.



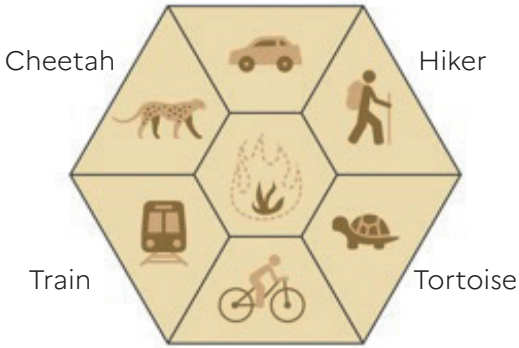
Sparks and embers from a fire can also cause new fires to start, up to a kilometre or more beyond the initial flames.

9 out of 10 fires are caused by humans.
So, let's adopt good practices to avoid starting a fire around vegetation.

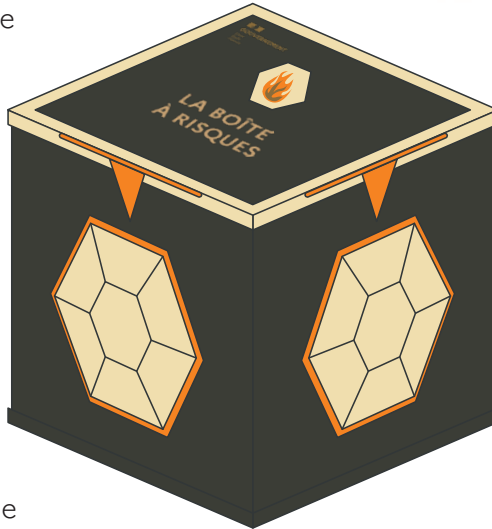
To find out more: www.feux-foret.gouv.fr

THE 4 SIDES OF THE BOX


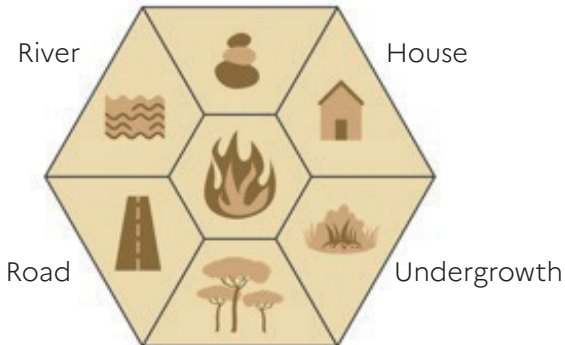
Car



Bike



Stone



SPECIFIC SHEET - WOODEN BOX

OPENING THE BOX

To open the Risk Toolbox, you will need to provide a correct answer to the 4 questions on each of the sides of the box first.

You'll find hints on the Risk Toolbox and in the game booklet.

Good luck!

Which item found near the forest and the house can make a fire worse?

Out of 10 forest fires, how many are caused by humans?

How many times can you find this shape on the box?

How fast on average does a fire spread?



Have you managed to open the Risk Toolbox?
Well done!

Your next mission is to find the 12 good practices to avoid forest fire and wildfires and protect ourselves.

Solve the following riddles to uncover the good practices and then write them down inside the game booklet.

SPECIFIC SHEET - PRINTED BOX

OPENING THE BOX

When you are playing with the wooden box, you do not need to use this sheet. This version is for players using the printed version of the Risk Toolbox.

Question 1: Out of 10 forest fires, how many are caused by humans?

- 2
- 4
- 5
- 7
- 9
- 10

Question 2: How fast on average does a fire spread?

- at the speed of a tortoise
- at the speed of a bike
- at the speed of a hiker
- at the speed of a cheetah
- at the speed of a car
- at the speed of a train

Question 3: Which item found near the forest and the home can make a fire worse?

- stones
- the house itself
- a river
- the road
- undergrowth
- trees

Question 4: How many times can you find this shape on the box?

- 2
- 3
- 4
- 5
- 6
- 7

Have you answered the first 4 questions? Well done!

Your next mission is to find the 12 good practices to avoid forest fire and wildfires and protect ourselves. Solve the following riddles to uncover the good practices and then write them down inside the game booklet.

Riddle no.1:

HOW TO AVOID STARTING A FIRE?

Open up the map you've been given. On it you'll find the good practices to avoid forest fires and wildfires.

Will you be able to find these good practices and their coordinates (letter and number)?

Write them down here.

Coordinates
(Letter / Number)

Good
practice 1:

Good
practice 2:

Good
practice 2:



Riddle no.2:

WHAT TO DO IN THE EVENT OF A FIRE STARTING?

Pick up the disc.


Will you be able to decipher the symbols on the disc to find the good practices to adopt in the event of a fire starting?

Write them down here.


Good
practice 4:



Good
practice 5:



Good
practice 6:



Riddle no.3:

HOW TO PROTECT YOUR HOME IN THE EVENT OF FIRE?

Using the tiles with writing on them, fill in the board with the tiles illustrating everyday objects.

Will you be able to place the tiles correctly on the board to find the good practices to protect ourselves in the event of fire?


The good practices are revealed through the windows when the tiles are correctly placed.

Discuss the good practices with the activity leader and write them down here.


Good
practice 7:



Good
practice 8:



Good
practice 9:




Riddle no.4: **HOW TO PROTECT YOUR HOME IN ANTICIPATION?**


Put the 3 jigsaw puzzles back together. Each jigsaw will reveal a good practice to anticipate and protect your home.

Will you be able to find them? Write them down here.


Good
practice 10:



Good
practice 11:



Good
practice 12:



**You have found the 12 good practices to avoid forest fire and wildfires and protect ourselves.
Well done!**

Thanks to you, the department currently experiencing forest fires and wildfires will know how to act.

Discuss your answers with the activity leader to decide what information to send to the local authorities, to help them overcome this crisis!

To find out more: www.feux-foret.gouv.fr





**MINISTÈRE
DE LA TRANSITION
ÉCOLOGIQUE,
DE LA BIODIVERSITÉ,
DE LA FORÊT, DE LA MER
ET DE LA PÊCHE**

*Liberté
Égalité
Fraternité*
